

# DISASTER JOURNALISM COURSE CIRRICULUM



Funded by  
the European Union



Social  
Innovation  
Agency



Universidade de Vigo



RTÜK



PRESIDENCY OF THE REPUBLIC OF TURKEY  
DIRECTORATE OF COMMUNICATIONS

# DISASTER JOURNALISM COURSE CIRRICULUM

## Editor(s)

Assoc. Prof. Dr. Abdulkadir GÖLCÜ

Assoc. Prof. Dr. Nagehan Tufan YENIÇIKTI

Research Assistant Muhammet Emin ÇİFÇİ

Assoc. Prof. Dr. Fatma Betül AYDIN VAROL


Research Assistant Elif KAYA GÜLER

**“DJ PROJECT– Disaster Journalism: Preventing the News from Turning into a Disaster Project numbered 2023-2-TR01-KA220-HED-000176222”**

**“Funded by the Erasmus+ Programme of the European Union. However, European Commission and Turkish National Agency cannot be held responsible for any use which may be made of the information contained therein.”**

The background features several abstract, light blue geometric shapes. These include a horizontal bar at the top right, a curved shape in the upper middle, a horizontal bar in the middle right, a curved shape in the lower left, and a curved shape in the lower right. A dark blue horizontal bar with rounded ends is positioned across the middle of the page, containing the text.

# DEFINING DISASTERS



**Introduction**

**Key Concepts**


**Defining Disasters**

**Types of Disasters**

**Institutional  
Actors in Disaster  
Management**

## **Objectives**

- To learn the concepts related to disasters
- To understand the actors involved in disaster processes
- To grasp the legal framework in disasters





**Legal Framework of  
Disasters**

**Glossary of Terms  
for Disasters**

**Chapter Summary  
and Learning  
Outcomes**

**Self-Assessment**

### **Achievements**

- Can define disasters and their types
- Can know the concepts related to disasters
- Can identify the responsible institutions in disaster processes
- Can understand the legal frameworks of disasters





**COMMUNICATION**

**IN DISASTER PROCESSES**





**Introduction**

**Key Concepts**

**Importance of  
Communication in  
Disasters**

**Conceptual Frame-  
work of Disaster  
Communication**

**Communication  
Tools in Disasters**

## **Objectives**

- To understand the importance of communication in disasters
- To learn communication strategies in disasters
- To study the glossary of terms related to communication in disasters.



**Crisis Communication in Disasters**

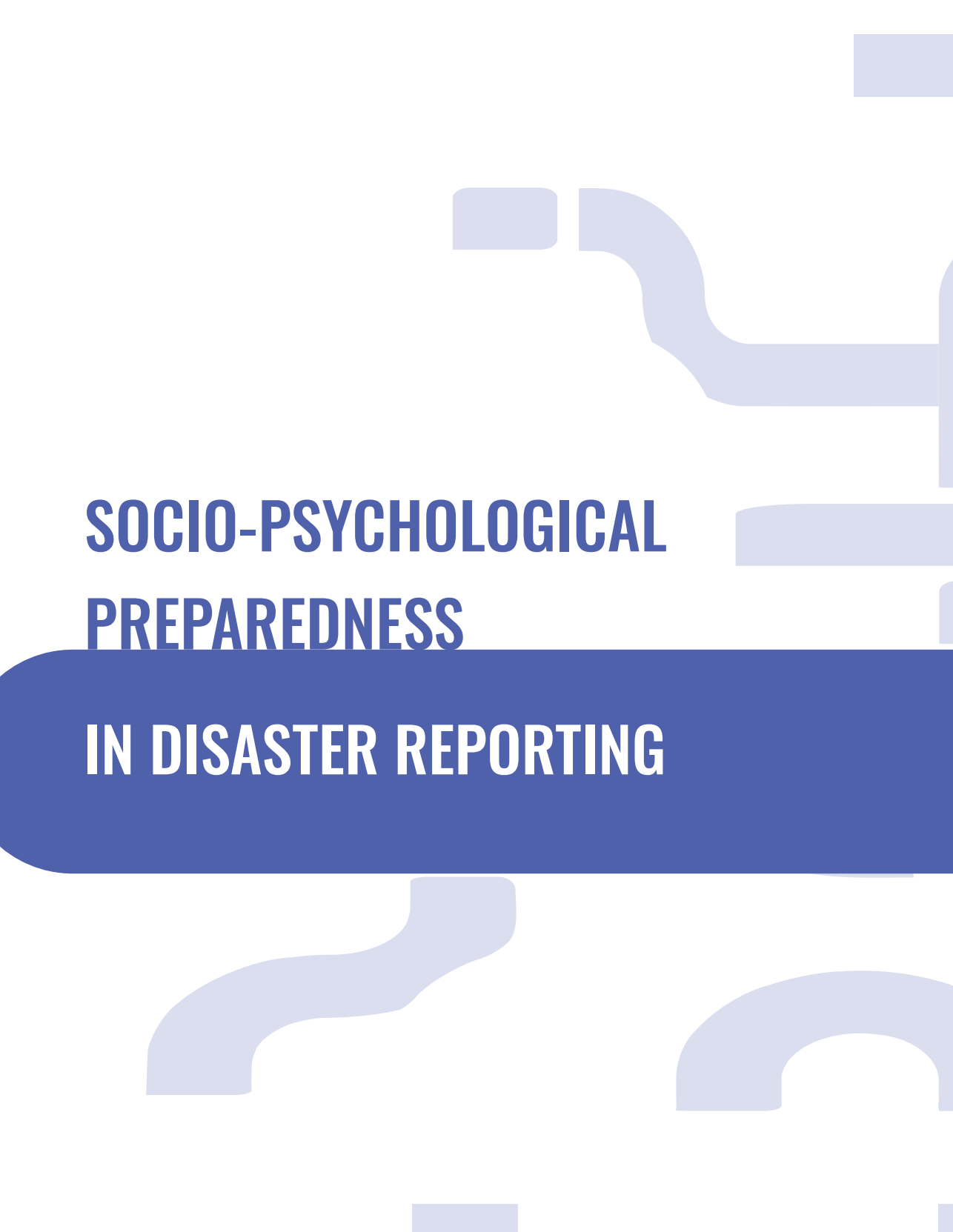
**Communication Strategies in Disasters**

**Chapter Summary and Learning Outcomes**

**Self-Assessment**


## **Achievements**

- Can know the importance of communication in disasters.
- Can use communication strategies in disasters.
- Can understand the glossary of communication terms in disasters.

The background features several abstract, light blue geometric shapes. These include a small square in the top right, a larger shape with a curved edge in the upper middle, a horizontal bar in the middle right, and a large, curved shape in the lower middle. The overall aesthetic is clean and modern.

# **SOCIO-PSYCHOLOGICAL PREPAREDNESS**

## **IN DISASTER REPORTING**



**Introduction**

**Key Concepts**

**Extraordinary Situations Encountered in Disasters**

**Socio-Psychological Preparedness Strategies for Disasters**

## **Objectives**

- To prepare journalists working in disaster areas socio-psychologically for disasters.



**Preparedness for  
the Social Impacts  
of Disasters**

**Preparedness for the  
Psychological Im-  
pacts of Disasters**

**Chapter Summary  
and Learning Out-  
comes**

**Self-Assessment**

### **Achievements**


- Can prepare socio-psychologically for disasters.
- Can cope with extraordinary situations in disasters.

The background features several abstract, light blue geometric shapes. These include a horizontal bar at the top right, a curved shape in the upper middle, a horizontal bar in the middle right, a curved shape in the lower left, and a curved shape in the lower right. A dark blue horizontal bar with rounded ends spans the width of the page, containing the main title text.

**PHYSICAL PREPAREDNESS**

**IN DISASTER REPORTING**





**Introduction**

**Key Concepts**

**Understanding the  
Disaster Area**

**Identifying Risks in  
the Disaster Area**

**Importance of  
Physical Prepared-  
ness in Disasters**

## **Objectives**

- To prepare physically to work in disaster areas.  
To operate under extraordinary physical conditions in disasters



**Basic First Aid  
Skills and Life-Sus-  
taining Needs**

**Legal Safety Proce-  
dures and Permits**

**Equipment and In-  
frastructure Prepar-  
edness**

**Emergency Plans**

**Chapter Summary  
and Learning Out-  
comes**

**Self-Assessment**

### **Achievements**

- Can prepare physically for disasters
- Can cope with extraordinary physical situations in disasters

The background features several abstract, light blue geometric shapes. These include a small square in the top right, a larger shape with a curved bottom edge in the upper middle, a horizontal bar in the middle right, and a shape with a curved top edge in the lower middle. The overall design is clean and modern.

**ACCURATELY REPORTING**

**DISASTERS**



**Introduction**

**Key Concepts**

**Information Gathering Processes in Disasters**

**News Sources and Their Use in Disasters**

**Context in Disaster Reporting**

## **Objectives**

- To have ability to transform experiences from disasters into accurate news reports.



**Fact-Checking  
Information in  
Disasters**

**Impartiality and  
Transparency in  
Disaster Reporting**

**Broadcasting  
Policies in  
Disasters**

**Chapter Summary  
and Learning Out-  
comes**

**Self-Assessment**

### **Achievements**

- Can produce events occurring in disasters in an accurate news format
- Can know the context and background of disaster news
- Can develop broadcasting policies suitable for disasters.

The background features several abstract, light blue geometric shapes. These include a horizontal bar at the top right, a curved shape in the upper middle, a horizontal bar in the middle right, a curved shape in the lower left, and a curved shape in the lower right. A dark blue horizontal bar with rounded ends is positioned across the middle of the page, containing the main title text.

# **VERIFICATION PROCESSES IN DISASTER REPORTING**





**Introduction**

**Key Concepts**

**Identifying Sources  
in the Disaster Area**

**Cross-Verification  
of Information in  
Disasters**

**Verification of  
Events, Time, and  
Location**

**Examination of  
Visual and Audio  
Evidence**

## **Objectives**

- To learn to conduct multi-dimensional verification of information obtained in disaster reporting.



**Expert Opinions in  
News Reporting**

**Analysis of Emotion  
and Interpretation  
in News**

**Analysis of Social  
Media-Sourced  
Information**

**Collaboration with  
Local and Interna-  
tional News  
Agencies**

**Case Study  
Examples**

**Chapter Summary  
and Learning  
Outcomes**

**Self-Assessment**

**Achievements**

- Can verify the content and sources in disaster news.
- Can validate and assess the visual elements in disaster news.

The background features several abstract, light blue geometric shapes. These include a horizontal bar at the top right, a curved shape in the upper middle, a horizontal bar in the middle right, a curved shape in the lower middle, and a horizontal bar at the bottom center. The shapes are scattered across the white background.

**ETHICS IN DISASTER**

**REPORTING**



**Introduction**

**Key Concepts**

**Principles of Accuracy and Reliability in Disaster News**

**Privacy and Dignity of Disaster Victims**

**Visualization of Tragedy and Sensitivity**

**Ethical Use of Information in Disasters**

## **Objectives**

- To Learn the general and specific ethical rules and practices to be followed in disaster reporting.



**Ethical Boundaries  
of Social Solidarity  
in Disasters**

**Contribution of  
News to Social  
Recovery**

**Real-Life Examples  
and Case Studies**

**Future Perspectives  
and Emerging  
Ethical Issues**

**Chapter Summary  
and Learning  
Outcomes**

**Self-Assessment**

### **Achievements**

- Can know the general and specific ethical rules and practices to be followed in disaster reporting.
- Can write disaster news that does not contain ethical issues.
- Can assess disaster news from an ethical perspective.

The background features several abstract, light blue geometric shapes. These include a horizontal bar at the top right, a curved shape in the upper middle, a horizontal bar in the middle right, a curved shape in the lower left, and a curved shape in the lower right. A dark blue horizontal bar with rounded ends spans the width of the page, containing the main title text.

# **VISUAL DIMENSION IN DISASTER REPORTING**





**Introduction**


**Key Concepts**

**Visualizing Disasters  
(for Social  
Memory)**

**Use of Visuals in  
Disasters**

## **Objectives**

- To learn to produce visuals according to journalistic practices and rules in disasters.



**Legal Boundaries in  
Disaster Imagery**

**Human Sensitivities  
in Disaster Visuals**

**Visual Content and  
Public Opinion For-  
mation**

**Chapter Summary  
and Learning  
Outcomes**

**Self-Assessment**

**Achievements**

- Can produce and use appropriate and effective visuals for disaster news.



The background features several abstract, light blue geometric shapes. These include a horizontal bar at the top right, a curved shape in the upper middle, a horizontal bar in the middle right, a large curved shape in the lower left, and a semi-circular shape in the lower right. The shapes are layered and partially overlap each other.

**EMPATHY IN DISASTER**

**REPORTING**



**Introduction**

**Key Concepts**

**Empathy for  
Disaster Journalists  
and Its Importance**

**Empathy in News  
Production**

## **Objectives**

- To learn to produce news by understanding the situation of disaster victims in disaster reporting.



**Crisis Intervention  
and Empathy**

**Dramatization in  
Disaster News**

**Rating Concerns in  
Disaster Reporting**

**Current Examples  
and Case Analysis**

**Self-Assessment**

**Chapter Summary  
and Learning  
Outcomes**

### **Achievements**

- Can understand the importance of the concept of empathy in disaster processes.
- Can produce quality and humane news content by incorporating empathy into the news writing process.



The background features several abstract, light blue geometric shapes. These include a horizontal bar at the top right, a curved shape in the upper middle, a horizontal bar in the middle right, a large curved shape in the lower left, and a horizontal bar at the bottom center. The shapes are scattered across the white background.

**WRITING**

**DISASTER NEWS**





**Introduction**

**Key Concepts**

**News Writing  
Techniques for  
Disaster Reporting**

**Structural Elements  
in Disaster News  
(Headline,  
Lead, etc.)**

## **Objectives**

- To have ability to produce events occurring in disasters as an ideal news report in terms of technique and content.



**Language Use in  
Disaster News**

**Final Check in Dis-  
aster Reporting**

**Examples of  
Successful Disaster  
Journalism**

**Chapter Summary  
and Learning  
Outcomes**

**Self-Assessment**

**Achievements**

- Can write news about the events occurring in disasters as an ideal news report in terms of technique and content.



The background features several abstract, light blue geometric shapes. These include a small square in the top right, a larger shape with a curved bottom edge in the upper middle, a horizontal bar in the middle right, and a shape with a curved top edge in the lower middle. The shapes are scattered across the white background.

# **EDITORIAL OVERSIGHT IN DISASTER REPORTING**



**Introduction**

**Key Concepts**

**Content Review of  
Disaster News**

**Structural Review in  
Disaster News (Lan-  
guage, Style, 5Ws and  
1H, Reporting Tech-  
niques, etc.)**

## **Objectives**

- To acquire editorial skills to be used in the oversight and control of disaster news.



**Source Verification  
in Disaster News**

**Ethical Oversight in  
Disaster News**

**Legal Oversight in  
Disaster News**

**Visual Review in  
Disaster News**

**Chapter Summary  
and Learning  
Outcomes**

**Self-Assessment**

### **Achievements**

- Can analyse news stories focusing on disaster events in detail.
- Conducts technical and structural oversight of disaster news.
- Performs editorial control of disaster news.



The background features several abstract, light blue geometric shapes. These include a horizontal bar at the top right, a curved shape in the upper middle, a horizontal bar in the middle right, a curved shape in the lower middle, and a horizontal bar at the bottom center. The shapes are scattered across the white background.

**REDACTION IN**

**DISASTER NEWS**





**Introduction**

**Key Concepts**

**Headlines and Leads  
in Disaster News**

**Textual Cohesion in  
Disaster News**

### **Objectives**

- To learn to assess the texts produced for disaster news in terms of reporting techniques, language, and style.



**Style and Language  
in Disaster News**

**Reporting Tech-  
niques in Disaster  
News**

**Visual Cohesion in  
Disaster News**

**Current Examples  
and Case Analysis**

**Chapter Summary  
and Learning  
Outcomes**

**Self-Assessment**

**Achievements**

- Can conduct assessments of texts produced for disaster news in terms of reporting techniques, language, and style.
- Can select visual elements according to the news topic and makes grammatical adjustments.

The background features several abstract, light blue geometric shapes. These include a small square in the top right, a larger shape with a curved end extending from the top center towards the right, a horizontal bar on the right side, and a large, rounded shape at the bottom left. The overall aesthetic is clean and modern.

# **COMBATING DISINFORMATION IN DISASTER PROCESSES**



**Introduction**

**Key Concepts**

**What is  
Disinformation?**

**Spread of Disinfor-  
mation in Disasters**

**Effects of Disinfor-  
mation in Disasters**

**Social Media as a  
Source of Disinfor-  
mation**

## **Objectives**

- To have ability to combat disinformation in disasters.



**Strategies for Combating Disinformation in Disasters**

**The Role of Media and Journalists in Disasters**

**Current Examples and Case Analysis**

**Chapter Summary and Learning Outcomes**

**Self-Assessment**

### **Achievements**

- Can know the necessary strategies to combat disinformation in disasters.

The background features several abstract, light blue geometric shapes. These include a horizontal bar at the top right, a curved shape in the upper middle, a horizontal bar in the middle right, a curved shape in the lower left, and a curved shape in the lower right. The shapes are semi-transparent and layered, creating a modern, minimalist aesthetic.

**JOURNALISM IN HEALING**

**DISASTER WOUNDS**





**Introduction**

**Key Concepts**

**Making Needs  
Known in Disaster  
Areas**

**The Motivation to  
Survive in Disaster  
Areas**

## **Objectives**

- To learn the importance of disaster journalism in social solidarity processes.
- To understand the socio-psychological effects of disaster news.



**The Impact of  
Journalism on So-  
cial Solidarity After  
Disasters**

**Public Diplomacy in  
International Media  
During Disasters**

**Reconstruction  
Efforts After  
Disasters**

**Chapter Summary  
and Learning  
Outcomes**

**Self-Assessment**

### **Achievements**

- Can produce content that reflects the importance of disaster journalism in social solidarity processes.
- Can understand the significance of disaster news in fostering social solidarity.

**Use of Technology in  
Disaster Journalism**

**Introduction**

**Key Concepts**


**Emergency Alert Systems:** Instant alerts can be sent through SMS, email, and mobile applications. For instance, they can be used to inform the public during natural disasters like earthquakes, floods, or fires.

**Social media:** Social media platforms have become an essential resource for real-time updates and status notifications. People can create a rapid communication network by sharing information and updating the situation during a disaster.

**Drones and Satellite Imaging:** Drones can be effectively used for damage assessment and search-and-rescue operations after a disaster. Satellite imagery helps evaluate the condition of large areas.

## Objectives

- To learn the multidimensional use of technology to collect information and produce content and news in disaster processes.



**Data Analysis and Mapping:** Geographic Information Systems (GIS) and data analytics are used to create disaster risk maps and predict events.

**Mobile Applications:** Applications that provide guidance during disaster management and emergencies can inform users about safe zones, shelters, and helplines.

**Internet of Things (IoT):** Sensors and other IoT devices can enhance early warning systems by collecting environmental data.

**Chapter Summary and Learning Outcomes**

**Self-Assessment**

## **Achievements**

- Can collect information in disaster processes using technological resources.
- Can produce content and news effectively by utilizing technological devices.
- Can use the opportunities provided by technology effectively in news and broadcasting processes.

